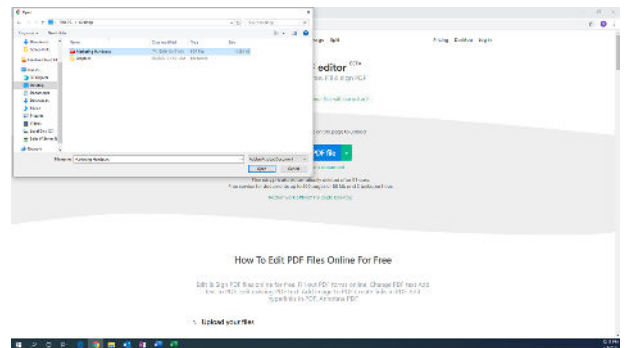
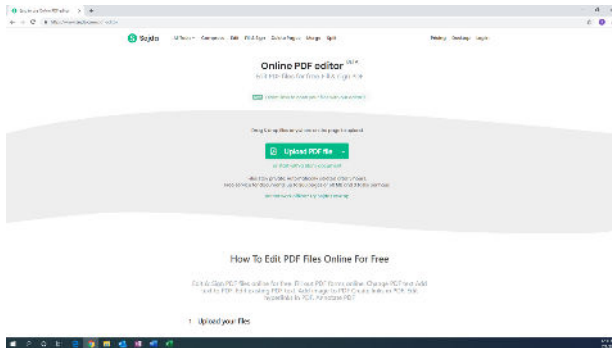
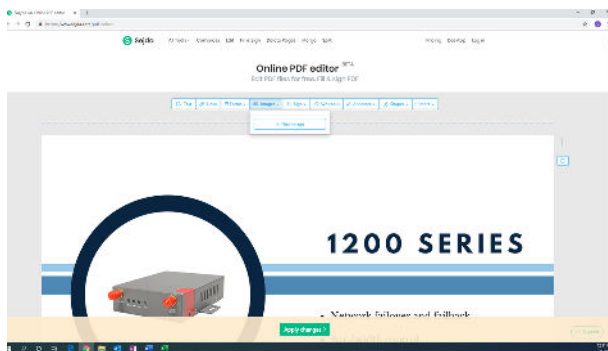


ADDING YOUR LETTERHEAD TO OUR PDF DOCUMENTS

1. USING FIREFOX, CHROME, OR SAFARI, ENTER WWW.SEJDA.COM/pdf-editor INTO YOUR BROWSER AND UPLOAD YOUR PDF FILE



2. ADD YOUR PNG OR JPG IMAGES AND ADDITIONAL TEXT USING THE TOOLBAR LOCATED AT THE TOP OF THE SCREEN



3. WHEN FINISHED, CLICK 'APPLY CHANGES' AT THE BOTTOM OF THE PAGE AND DOWNLOAD NEW FILE

